



Traffic Deck 150E

Skid Resistant Flooring System

201909

DESCRIPTION

Traffic Deck 150E is a multi-layer solvent free epoxy flooring system comprising a primer, anti-slip grains and a topcoat. All components are applied in the liquid phase and react chemically to form a tough, flexible, waterproofing protective surface and resistant to a variety of organics and solvents like petrol, diesel, brake fluid, engine oil and kerosene.


USES

Traffic Deck 150E is a modified epoxy system designed to provide an added level of protection to new and existing, trafficked areas such as

- Car park
- Car park decks
- Car park ramps
- Aircraft hangers
- Transport depots
- Service centers and garages
- Workshops
- Metal surface


SPECIFICATION COMPLIANCE

- ASTM C957
- ASTM C471
- BSEN 12390 Part 8:2000



ADVANTAGES

- Suitable for all zones in car park
- Seamless and water tight
- Solvent free
- Rapid application, reliable and safe



PHYSICAL & MECHANICAL PROPERTIES

<u>Property</u>	<u>Typical Results</u>
Tensile Strength	13 N/mm ²
Elongation	50%
Tear resistance	20 N/mm
Water permeability	Nil
Shore 'A' hardness	85
Chemical resistance	Various chemicals such as petrol, engine, oil, jet fuel, brake fluid, mineral spirit, diesel, mild acids, detergents
Full cure	5 to 7 days
System thickness	1mm

APPLICATION INSTRUCTIONS

Surface preparation: New concrete surfaces should have reached 80 % of their intended physical properties generally only achieved after a minimum curing period of 28 days. Existing concrete surfaces must be prepared to provide a clean sound substrate. Ensure the concrete foundation surface is dimensionally stable and free of dirty, dust, oil, laitance, paint, curing compounds etc. Bolt holes and fixing pockets should be free from any dirty or debris. If possible, a roughened surface is preferable to smooth surfaces. Metal surfaces must be free from rust, loose, scaling and paint. Grit blasting can be adopted if necessary. Shuttering should be covered with polyethylene to ensure a clean release.

Missing: Do not commence mixing until all surface preparation, cleaning and shuttering is complete. Traffic Deck 150E is supplied in pre-weighed

units. Add the reactor to the base in a suitable forced action mixer alternatively use a slow speed drill and paddle. Continues mixing until a completely homogenous material is obtained.

Priming: Apply Traffic Deck 150E primer to the prepared surface at an application rate in the range of 0.2 to 0.3 liter per m², Quantity will depend on surface texture and porosity. Whilst Traffic Deck 150E primer is still wet, blind with anti-slip grain at an estimated rate 0.1 to 0.2 kg per m², leave to dry for 16 hours. Prior to the removal of excess anti-slip grain ensure that the grains are firmly embedded in the primer.



Traffic Deck 150E

Skid Resistant Flooring System

201909

Topcoat: Apply Traffic Deck 150E topcoat to the primed surface at an application rate of 0.3 to 0.4 liter per m². Prior to trafficking allow the following cure periods:

	25 °C	35 °C
Foot traffic	24 hours	18 hours
Vehicle traffic	5 days	72 hours



PACKAGING

Primer	10 liter pack
Top Coat	14 kg pack
Anti-Slip Grains	8kg bags

COVERAGE

40 m² per set


Primer	0.2 to 0.3 liter per m ²
Top Coat	0.2 to 0.3 kg per m ²
Anti-Slip Grains	0.3 to 0.4 liter per m ²

HEALTH & SAFETY

Traffic Deck 150E does not fall in to the hazard classifications of current regulations. However, it should be swallowed or allowed to come into contact with skin and eyes. Suitable protective gloves and goggles should be worn. Splashes on the skin should be removed with water. In case of contact with eyes rinse immediately with plenty of water and seek medical advice. If swallowed seek medical attention immediately do not vomiting.

STORAGE

It has a minimum shelf life of 12 months provided it is stored under cover, out of direct sunlight.



Please enquire about our range of construction product

The information and the recommendations relating to the application and end use if this product are given in good faith and are based on the information provided by the manufacturer of the product and/or the Company's current knowledge and experience in connection with the product when properly stored, handled and applied under normal conditions and no liability if final function at the job site is assumed. In practice, the differences in materials, substrates and actual site conditions are such that no warranty in respect of merchantability or of fitness for a particular purpose, nor any liability arising out of any legal relationship whatsoever, can be inferred either from this information, or from any written and/or oral recommendations, or from any other advice offered by the Company. No responsibility or Liability by the Company will be accepted for misuse, misreading or derivation from the recommended guidelines in respect of this product and the user shall determine the suitability of the product for his intended use and all risks and liability in connection therewith. The information contained in this brochure may change at any time without notice.